


Now You Can
PREVENT SERIOUS INJURY
 With Our . . .

Secondary
Safety Restraint System

If a Chainwheel is properly installed, maintained and inspected, it should never separate from the valve and fall to the ground. Although the likelihood of a Chainwheel falling is small, the result could be a serious injury or even a fatality.

Safety Cable Kits can be economically added to the Chainwheel installation. One end is attached to the Chainwheel and the other to a permanent part of the valve or an adjacent pipe.

Cable, clips and eyebolts are made from Type 316 stainless steel for long life in even the most corrosive environments.



Safety Restraints
PROTECT WORKERS
 from
POTENTIAL INJURY!



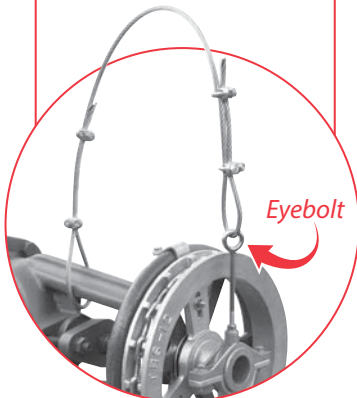
Step 1 Order Kit

Trumbull
 Item No.

367-1975

Kit is furnished with 5 feet of safety cable and 4 cable clamps.

Eyebolts must be ordered separately, see chart on right...




Step 2 Select Eyebolt

	Chainwheel Model	Eyebolt Length	Trumbull Item No.
Stainless Steel	TR-4	---	1" 367-1974
	TR-6	TRCS-6	1" 367-1974
	TR-8	TRCS-8	3" 367-1973
	TR-12	TRCS-12	6" 367-1972
	TR-15	TRCS-15	6" 367-1972
	TR-22	TRCS-22	13" 367-1970
	TR-29B	TRCS-29B	16" 367-1969
	TR-29C	TRCS-29C	18" 367-1967
Ductile Iron	TR-0.0	TRA-0.0	2" 367-1968
	TR-1.0	TRA-1.0	2" 367-1968
	TR-1.5	TRA-1.5	3" 367-1973
	TR-2.0	TRA-2.0	3" 367-1973
	TR-2.5	TRA-2.5	6" 367-1972
	TR-3.0	---	9" 367-1971
	TR-3.5	---	9" 367-1971
	TR-4.0	---	9" 367-1971
	TR-4.5	---	13" 367-1970
	TR-5.0	---	18" 367-1967


Installing the Safety Restraint is as easy as . . .

1-2-3-4

1



Typical chainwheel installation. Safety cap is threaded to accept eyebolt.



2



Install safety cable eyebolt and use jam nut to secure in place.

3



Loop cable through eyebolt leaving about 6" excess.

Install one cable clamp about 1" from end, and the second clamp as close to the eyebolt as possible.

Note

Eye of eyebolt must be parallel to Chainwheel and u-bolt nuts should face AWAY from the Chainwheel.

4



Loop other end of cable around a secure object. Cable can be attached to yoke of valve or an adjacent pipe.

Note

Tighten all four clamp nuts evenly to 15 ft-lb minimum.