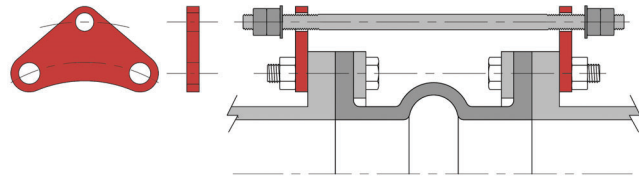
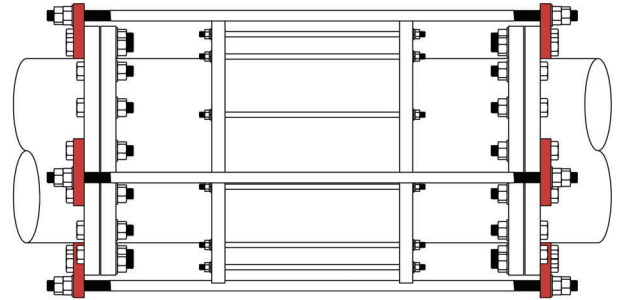
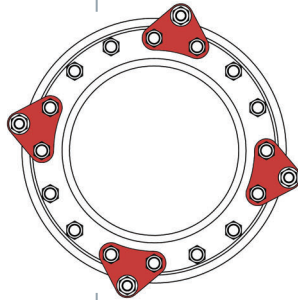


Flange Lugs

Used to Prevent Separation of Plain-End Piping Components



Example of Flange Lug use with flexible coupling.

Also known in the field as “Thrust Plates”, “Harness Lugs” or “Gusset Plates”. They are installed on the back sides of ANSI Class 125 B16.1 and Class 150 B16.5 flanges to allow tie rods to span across an unrestrained piping component.

Trumbull flange lugs are also used with rubber expansion joints to limit their expansion. Uncontrolled expansion can lead to failure of rubber expansion joints.

When using threaded ductile iron flanges, check for clearance of the Flange Lug inner radius with the flange hub O.D.

Two flange lugs are used in conjunction with a tie rod, two flat washers and four hex nuts to comprise one set (tie rod, flat washers and hex nuts are NOT included). At least two sets are required per joint. Longer flange bolts are required at the flange lug to accept the plate thickness.

The total number of Flange Lugs required should be determined by the project Engineer, or the expansion joint manufacturer.

Available in ASTM A36 carbon steel plate and 304 stainless steel. Carbon steel lugs are supplied with a Tnemec 37-77 red primer coating; other coatings and finishes are available upon request. Flange Lugs for Class 250 / 300 are available upon request.

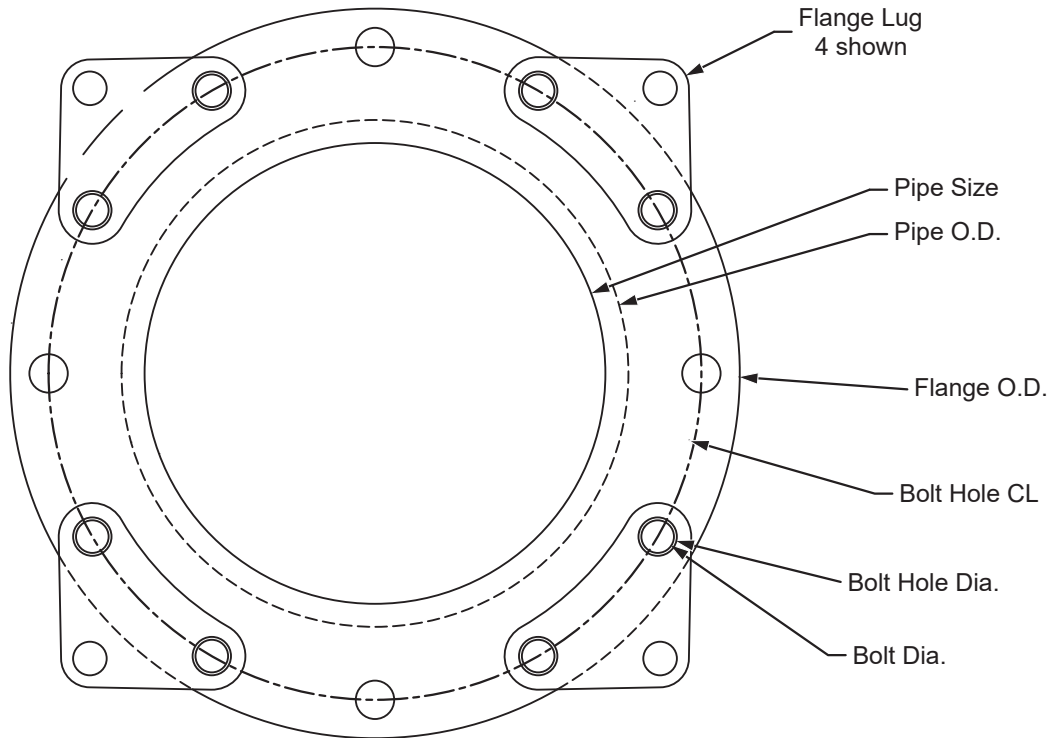
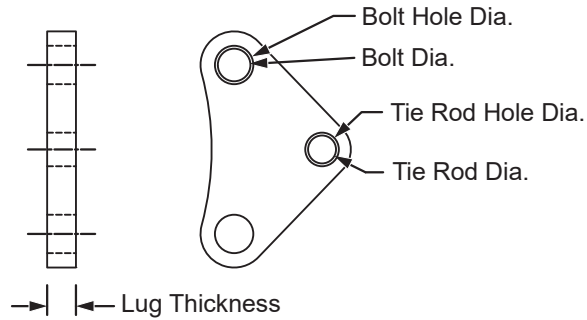
Carbon Steel	Stainless Steel	Flange Size	Plate Thickness	Tie-Rod Size	Weight
364-4103	364-4123	3"	1/2"	5/8"	1.15 lbs.
364-4104	364-4124	4"	1/2"	5/8"	1.00 lbs.
364-4106	364-4126	6"	1/2"	5/8"	1.26 lbs.
364-4107	364-4127	8"	1/2"	5/8"	1.56 lbs.
364-4108	364-4128	10"	3/4"	3/4"	2.35 lbs.
364-4109	364-4129	12"	3/4"	3/4"	2.75 lbs.
364-4110	364-4130	14"	3/4"	3/4"	3.45 lbs.
364-4111	364-4131	16"	1"	1"	4.25 lbs.
364-4112	364-4132	18"	1"	1"	5.00 lbs.
364-4113	364-4133	20"	1"	1"	4.50 lbs.
364-4114	364-4134	24"	1-1/8"	1-1/8"	6.75 lbs.
364-4115	364-4135	30"	1-1/8"	1-1/4"	6.90 lbs.
364-4116	spec/ord	36"	1-1/4"	1-1/4"	7.05 lbs.
364-4117	spec/ord	42"	1-1/2"	1-1/4"	8.80 lbs.
364-4118	spec/ord	48"	1-1/2"	1-1/2"	9.75 lbs.
364-4119	spec/ord	54"	1-3/4"	1-1/2"	15.60 lbs.
364-4120	spec/ord	60"	1-3/4"	1-1/2"	15.80 lbs.

Pipe Size	Pipe O.D.	Flange O.D.	Bolt Holes			Bolt Dia.	Lug Thickness	Tie Rods		Weight pounds
			Hole CL	Qty.	Hole D.			Hole D.	Rod D.	
3"	3.96"	7.5"	6"	4	3/4"	5/8"	1/2"	3/4"	5/8"	1.25
4"	4.80"	9"	7.5"	8	3/4"	5/8"	1/2"	3/4"	5/8"	1.00
6"	6.90"	11"	9.5"	8	7/8"	3/4"	1/2"	3/4"	5/8"	1.26
8"	9.05"	13.5"	11.75"	8	7/8"	3/4"	1/2"	3/4"	5/8"	1.56
10"	11.10"	16"	14.25"	12	1"	7/8"	3/4"	7/8"	3/4"	2.35
12"	13.20"	19"	17"	12	1"	7/8"	3/4"	7/8"	3/4"	2.75
14"	15.30"	21"	18.75"	12	1-1/8"	1"	3/4"	7/8"	3/4"	3.45
16"	17.40"	23.5"	21.25"	16	1-1/8"	1"	1"	1-1/8"	1"	4.25
18"	19.50"	25"	22.75"	16	1-1/4"	1-1/8"	1"	1-1/8"	1"	5.00
20"	21.60"	27.5"	25"	20	1-1/4"	1-1/8"	1"	1-1/8"	1"	4.50
24"	25.80"	32"	29.5"	20	1-3/8"	1-1/4"	1-1/8"	1-1/4"	1-1/8"	6.75
30"	32.00"	38.75"	36"	28	1-3/8"	1-1/4"	1-1/4"	1-3/8"	1-1/4"	6.90
36"	38.30"	46"	42.75"	32	1-5/8"	1-1/2"	1-1/4"	1-3/8"	1-1/4"	7.05
42"	44.50"	53"	49.5"	36	1-5/8"	1-1/2"	1-1/4"	1-3/8"	1-1/4"	8.80
48"	50.80"	59.5"	56"	44	1-5/8"	1-1/2"	1-1/2"	1-5/8"	1-1/2"	9.75
54"	57.56"	66.25"	62.75"	44	1-7/8"	1-3/4"	1-3/4"	1-5/8"	1-1/2"	15.60
60"	61.61"	73"	69.25"	52	1-7/8"	1-3/4"	1-3/4"	1-5/8"	1-1/2"	15.80

ANSI Class 125 B16.1 Drilling Template

Notes:

- 250 psi maximum pressure.
- Type 304 stainless steel plate, or, A36 structural steel plate with TNEMEC red 37-77 primer.
- Other finishes available.



FLANGE LUGS
Drawn to Scale

Drawn:
FCN
01/04/11

Revision:
FCN
D 07/25/19

Trumbull Manufacturing, Inc.
Youngstown, Ohio
www.trumbull-mfg.com