


## CLAMPING HARDWARE



**Attachment Sets**

CLAMP BASE

CLAMP ARM

BAND



**Clamping Disc Hardware**

## Mounting of Chainwheels

Attachment sets and discs used to mount Chainwheels to handwheel

Each Trumbull Chainwheel is furnished standard with Clamp-On Attachment Hardware. The smaller sizes furnished with Clamping Discs, and larger sizes with Attachment Sets, as outlined below.

### Sprocket-Type Chainwheels

- **SIZES TRIA-0.0 AND TRIA-1.0** use Clamping Disc hardware.
- **SIZES TRIA-1.5 TO TRIA-2.5** use two sets of Clamp Bases & Arms, plus one Band.
- **SIZES TRIA-3.0 TO TRIA-5.0** use three sets of Clamp Bases & Arms and do not use a Band.

### Pocket-Type Chainwheels

- **SIZES TRS/CS-4 & TRS/CS-6** use Clamping Disc hardware.
- **SIZES TRS/CS-8 TO TRS/CS-29** are furnished standard with size "B" Attachment Sets. Pocket Chainwheels can fit handwheel diameters outside these ranges by using optional Hardware Sets "A" and "C" as shown on chart below.

### Pocket Handwheel O.D. Ranges

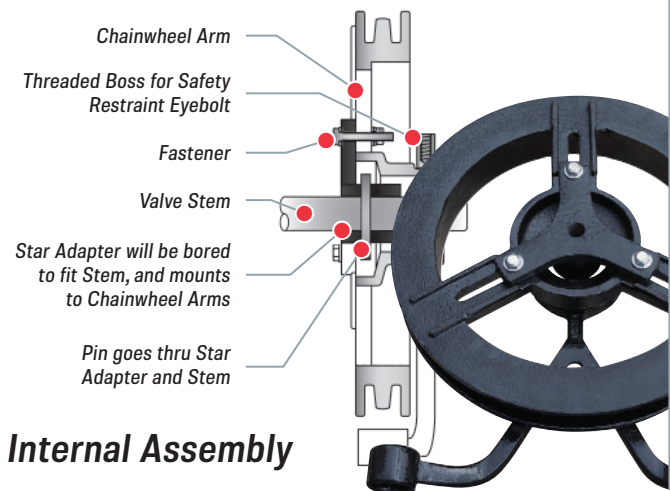
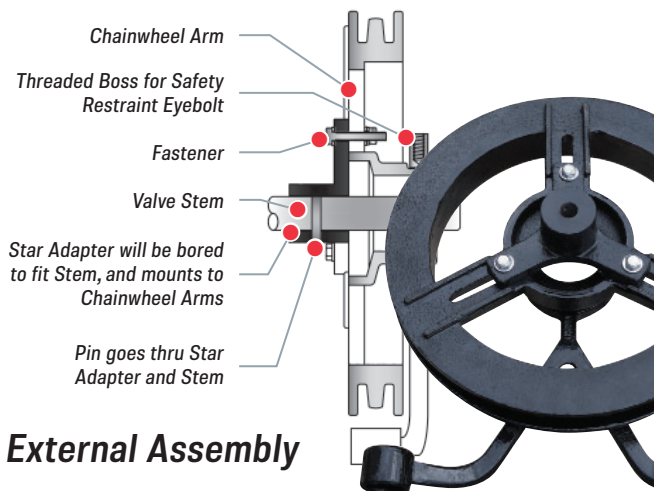
Size	"A" Attachment Set		"B" Attachment Set		"C" Attachment Set	
	Min. O.D.	Max. O.D.	Min. O.D.	Max. O.D.	Min. O.D.	Max. O.D.
TRS/CS-8	6"	8"	7-1/2"	10-1/2"	12-1/2"	15-1/2"
TRS/CS-12	7"	11"	8-1/2"	13-1/2"	13-1/4"	18-1/2"
TRS/CS-15	8"	15"	9-1/2"	17-1/2"	14-1/8"	23"
TRS/CS-22	11"	22-1/2"	13"	25"	17-1/2"	30"
TRS/CS-29	16"	29"	17-3/4"	32"	22-1/2"	37"

### "STAR ADAPTERS"

Star Adapters are available for direct mounting of Chainwheels to valve, gear box, or actuator stem.

These adapters require pinning to the stem. Pilot holes are pre-drilled in the adapter for ease of installation on-site; the drilling of the stem is by customer. Star Adapters will be furnished with fasteners necessary to attach to Chainwheel, in lieu of clamping hardware normally furnished with Chainwheel.

### Direct Mounting of Chainwheels for both Sprocket-Type and Pocket-Type Chainwheels



### Ductile Iron "Star Adapters" for Sprocket-Type Chainwheels

CHAINWHEEL	Size 0.0	Size 1.0	Size 1.5	Size 2.0	Size 2.5	Size 3.0	Size 3.5	Size 4.0	Size 4.5	Size 5.0
<b>DI STAR ADAPTER</b>	<b>S</b>	<b>S</b>	<b>M</b>	<b>M</b>	<b>M</b>	<b>L &amp; XL</b>	<b>L &amp; XL</b>	<b>L &amp; XL</b>	<b>L &amp; XL</b>	<b>L &amp; XL</b>
TRUMBULL ITEM NO.	167-3070		167-3072			167-3074 (L) & 167-3076 (XL)				
BORE SIZE, STANDARD	3/8"		1/2"			1/2"				
HUB O.D.	1-1/8"		1-5/8"			L – 1-5/8" / XL – 2-3/8"				
OPTIONAL BORE, MAX.	7/8"		1-3/8"			L – 1-3/8" / XL – 2-1/8"				
HUB HEIGHT	3/4"		1-3/16"			1-1/2"				

### Stainless Steel "Star Adapters"

FOR POCKET-TYPE CHAINWHEELS

CHAINWHEEL	Size 4	Size 6	Size 8	Size 12	Size 15	Size 22	Size 29
<b>SS STAR ADAPTER</b>	<b>S</b>	<b>S</b>	<b>L</b>	<b>L</b>	<b>L</b>	<b>L</b>	<b>L</b>
TRUMBULL ITEM NO.	167-3060			167-3062			
BORE SIZE, STANDARD	3/8"			3/4"			
HUB O.D.	1-1/16"			1-9/16"			
OPTIONAL BORE, MAX.	7/8"			1-3/8"			
HUB HEIGHT	1/2"			1-1/2"			