

PREVENT SERIOUS INJURY

With Our ...

Secondary Safety Restraint

Safety Device System used with Trumbull Chainwheels

i If a Chainwheel is properly installed, maintained and inspected, it should never separate from the valve and fall to the ground. Although the likelihood of a Chainwheel falling is small... the result **could be** a serious injury, or even a fatality.

Secondary Safety Restraints, also called "Safety Cable Kits", can be economically added to the Chainwheel installation. One end is attached to the Chainwheel and the other to a permanent part of the valve or an adjacent pipe.

Cable, clips and eyebolts are made from Type 316 stainless steel for long life in even the most corrosive environments.



Safety Restraints **PROTECT WORKERS** from **POTENTIAL INJURY!**

1


ORDER KIT

Item No

367-1975

Kit is furnished with 5 feet of safety cable and 4 cable clamps.

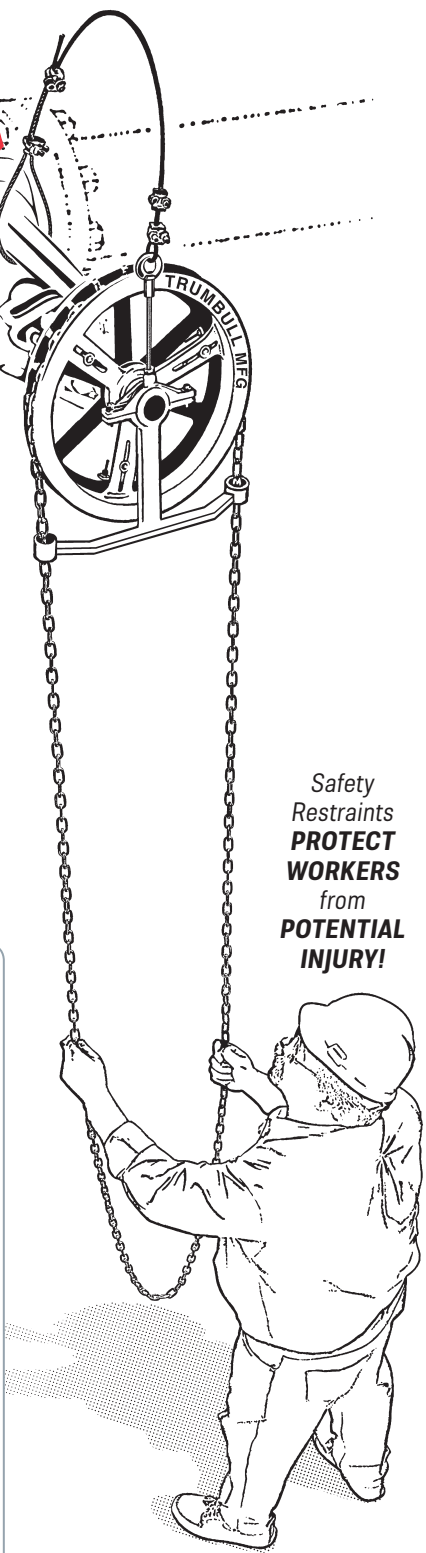
Eyebolts must be ordered separately, see chart on right...



2

SELECT EYEBOLT

	Chainwheel Model	Eyebolt Length	Item No
STAINLESS STEEL	TRS-4	----	1" 367-1974
	TRS-6	TRCS-6	1" 367-1974
	TRS-8	TRCS-8	3" 367-1973
	TRS-12	TRCS-12	6" 367-1972
	TRS-15	TRCS-15	6" 367-1972
	TRS-22	TRCS-22	13" 367-1970
	TRS-29B	TRCS-29B	16" 367-1969
TRS-29C	TRCS-29C	18" 367-1967	
DUCTILE IRON	TR-0.0	TRA-0.0	2" 367-1968
	TR-1.0	TRA-1.0	2" 367-1968
	TR-1.5	TRA-1.5	3" 367-1973
	TR-2.0	TRA-2.0	3" 367-1973
	TR-2.5	TRA-2.5	6" 367-1972
	TR-3.0	TRA-3.0	9" 367-1971
	TR-3.5	TRA-3.5	9" 367-1971
	TR-4.0	----	9" 367-1971
	TR-4.5	----	13" 367-1970
	TR-5.0	----	18" 367-1967



INSTRUCTIONS

Installation of Safety Restraints

As easy as... **1** **2** **3** **4**


1




2



3



4



i Eye of eyebolt must be parallel to Chainwheel and u-bolt nuts should face AWAY from the Chainwheel.

i Tighten all four clamp nuts evenly to 15 ft-lb minimum.