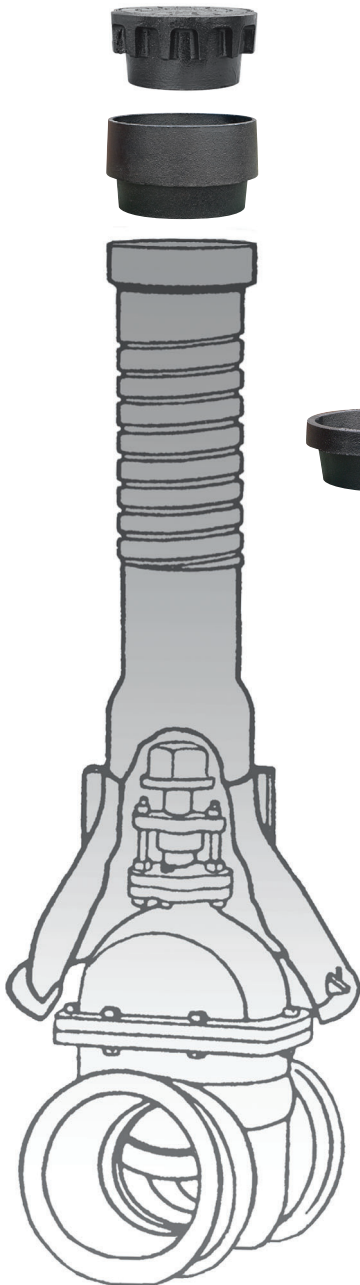



Valve Box Risers

When you have to raise existing valve boxes to the new grade of a road to be paved, save time and money and avoid needless breaking-up of old concrete to raise the valve box. . . instead use Trumbull Valve Box Risers. Simply remove the existing valve box lid, insert the riser and place the existing lid into the riser.

- Municipal Water Departments
- Private Water Companies
- Paving & Highway Contractors




All sizes of Trumbull Valve Box Risers Accept standard 5-1/4" lids; no need to purchase special 1" riser lids. All six sizes (1" through 6") fit into the top sections of Tyler, Bingham & Taylor, Opelika, Foundry, Central Foundry and many other manufacturers' valve boxes, and accept most of their lids as well.

Due to changes in the design of some manufacturer's valve box lids, primarily Tyler's, their redesigned lid will not fit properly in our 1" Riser. When it cannot be determined if the existing valve boxes being raised have the old or new style Tyler lid, we recommend purchasing Trumbull's Valve Box Lid (item #367-5044, shown on page B-3) with our 1" Riser. All other sizes of Trumbull Risers should fit with either Tyler's old or new Lid.

Trumbull Item No.	Size	Weight
367-5030	1"	6.00 lbs.
367-5031	1-1/2"	9.85 lbs.
367-5032	2"	9.75 lbs.
367-5034	3"	13.60 lbs.
367-5036	4"	19.20 lbs.
367-5038	6"	29.00 lbs.

Valve Box Risers for special sizes and shapes of valve boxes are available by special order; minimum order quantities are required.



VALVE BOX
Use 1", 1-1/2" or 2" Trumbull Riser inside 8" SDR 35 or C900 PVC pipe to form a Valve Box. Then add choice of Lid, per page B-3.

Please refer to separate sheets for "Rite-Hite" Paving Adapters, Valve Box Lids and Locking Valve Box Lids.